




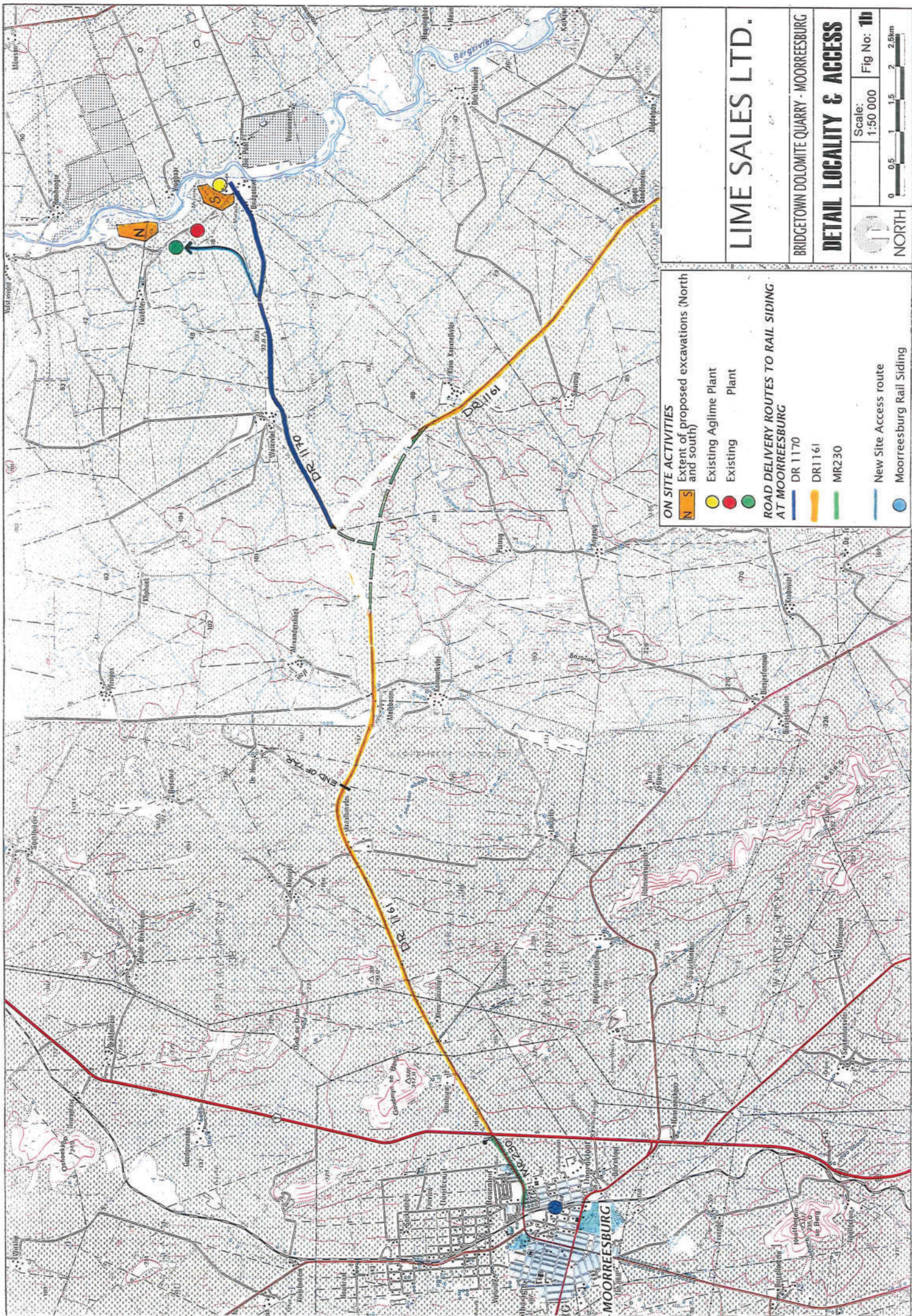


-  Bridgetown Dolomite Quarry
-  Saldanha Steel Smelter
-  Gravel Road Delivery Route
-  Tar Road Delivery Route
-  Moorreesburg Sliding

LIME SALES LTD.

BRIDGETOWN DOLOMITE QUARRY - MOORREESBURG  
REGIONAL LOCALITY &  
DELIVERY ROUTE

Scale 1:250 000  
0 2.5 5 7.5 10km  
Fig No 1a  
NORTH



**ON SITE ACTIVITIES**  
Extent of proposed excavations (North and south)

- Existing Aglime Plant
- Existing Plant
- Plant

**ROAD DELIVERY ROUTES TO RAIL SIDING AT MOORREESBURG**

- DR 1170
- DR1161
- MR230
- New Site Access route
- Moorreesburg Rail Siding

# LIME SALES LTD.

BRIDGETOWN DOLOMITE QUARRY - MOORREESBURG

## DETAIL LOCALITY & ACCESS

Scale: 1:50 000

Fig No: 11b

0 0.5 1 1.5 2 2.5km

NORTH